


How to create your myRockwellAutomation account

Step 1. Create your account



Centralized Tools

Links to your favorite Rockwell Automation apps
in one place

Step 2. Confirm your email



Simplify access to your
SOFTWARE LICENSES

Visibility to your software licenses, easy links to
download and activate

Step 3. Link to your company

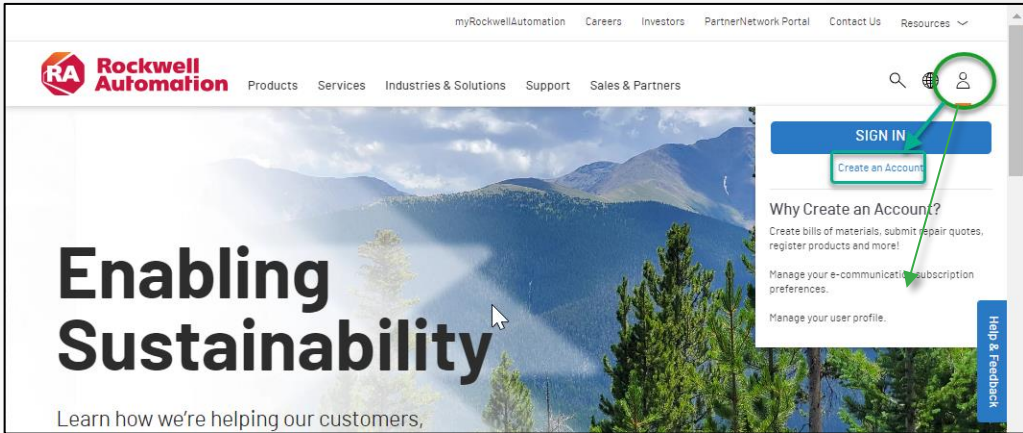


Streamline use of your
SERVICE ENTITLEMENTS

Authorization number and consumption
information for all your TechConnect and
Integrated Service Agreements (ISA)

Step 1. Create your account

- Navigate to RockwellAutomation.com
- Go to the account icon
- Select Create an Account



- A. Add your name, country and your company email
- B. Continue to verify your account

A screenshot of the 'Create Account' form on the Rockwell Automation website. The form is titled 'Create Account' and features the Rockwell Automation logo at the top left. The form fields are: 'First Name *', 'Last Name *', 'Country/Region *' (a dropdown menu), and 'Email Address *'. A red bracket groups the first three fields, with a red circle containing the letter 'A' next to it. Below the email field, a note states 'A verification code will be sent to this address'. A large blue 'CONTINUE' button is at the bottom of the form, with a red arrow pointing to it from a red circle containing the letter 'B'. Below the button is a link: 'Have an account? Sign in Here'. At the bottom of the page, there are links for 'Need help?', 'Legal Notices', and 'Privacy & Cookies Policy', and a copyright notice: 'Copyright © 2024 Rockwell Automation, Inc. All Rights Reserved.'

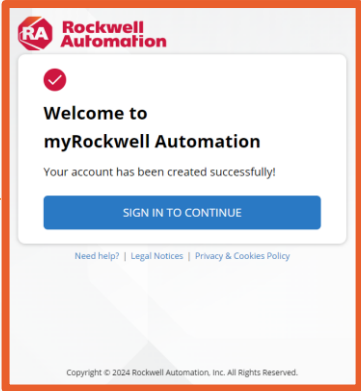
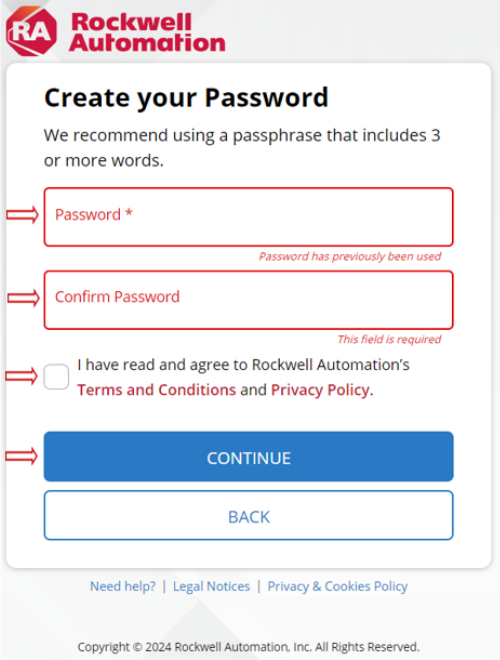
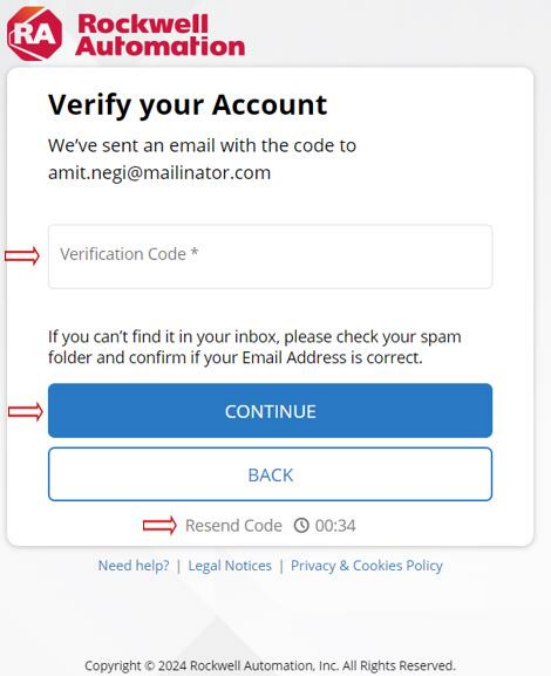
Step 2. Confirm your email & set your password

We will send you a confirmation code to your e-mail

Fill in the Verification Code

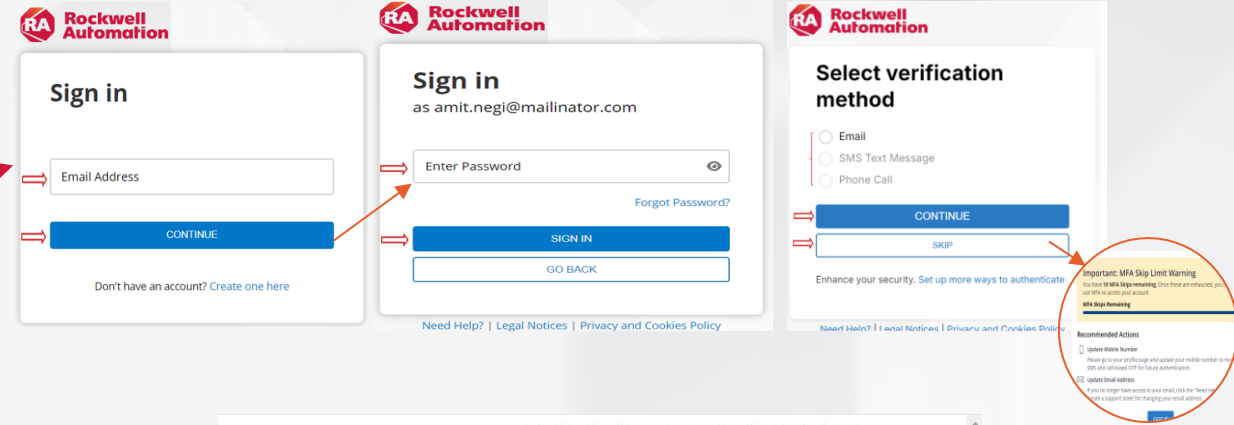
Set your password

You are all set!




Step 3. Link to your company

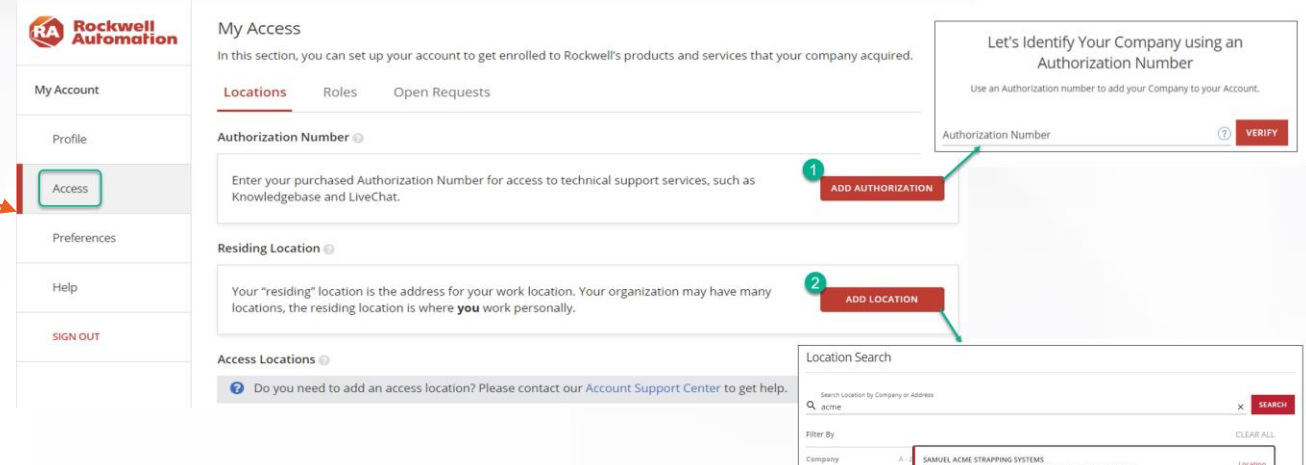
- Log into your account



- Go to my account



- On the Access tab enter your Authorization number and/or Residing location.



- It will take 1-2 business days for your account to be linked

- Your **Authorization number** can be located on a current Welcome Kit and will grant access to content such as Knowledge base articles, Live Chat & Submit Questions
- Your **Residing Location** is your company location and gives you access to products and services like Software, TechConnect, My Equipment